

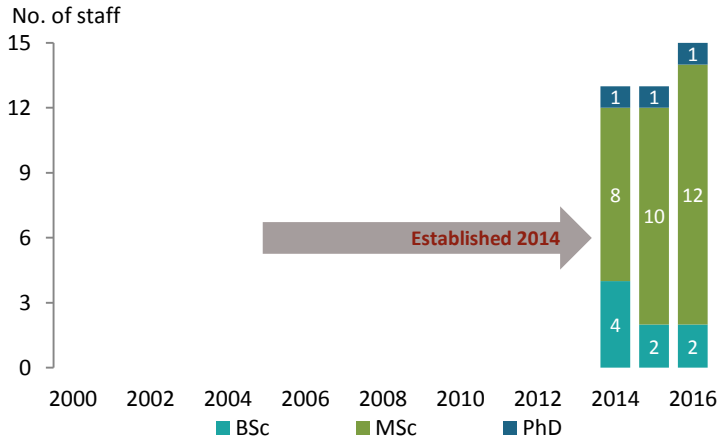
# FACTSHEET ON CAPACITIES IN AGRICULTURAL HIGHER EDUCATION

## Ndejje University, Uganda Faculty of Environment and Agricultural Sciences

Anish Tailor, Maria Mbatudde Byansi, Daniel Kitone, and Nienke Beintema

October 2018

### Total number of teaching staff by degree, 2014–2016



Note: The faculty was established in 2014.

### Share of teaching staff by gender, 2016



#### Share of female teaching staff in each qualification level

BSc 50%      MSc 42%      PhD 100%

#### Share of female teaching staff by age bracket

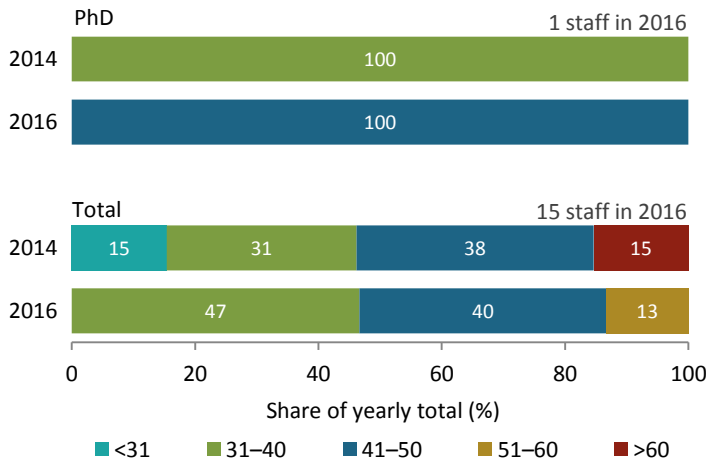
<41 years 43%      41–50 years 33%      >50 years 100%

#### Share of female teaching staff by position

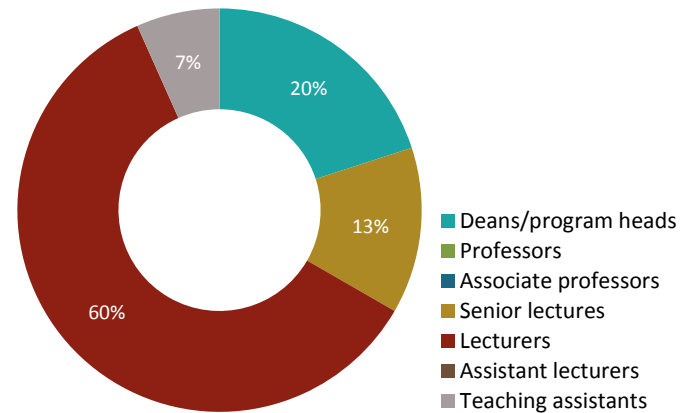
Deans/professors 67%      Associate professors Not applicable      Other 42%

Notes: "Other" includes senior lecturers, lecturers, and assistant lecturers. The faculty didn't employ any assistant professors in 2016.

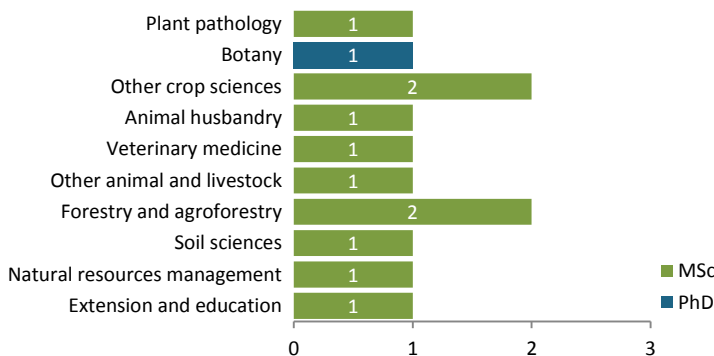
### Share of teaching staff by age bracket, 2016



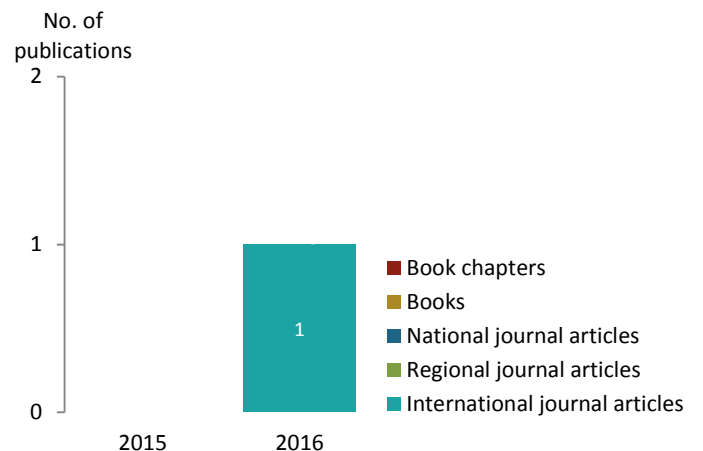
### Share of teaching staff by position, 2016



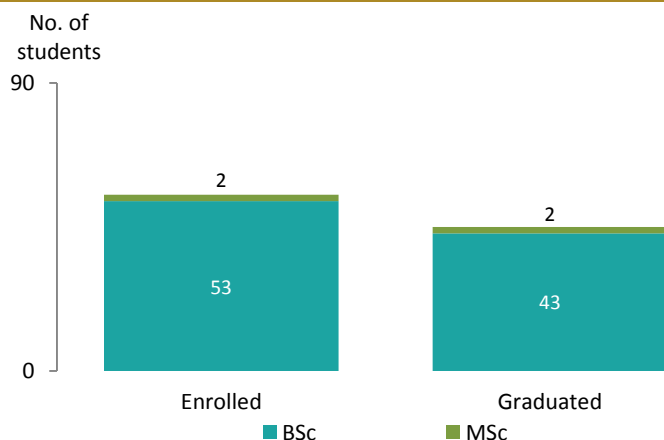
### MSc- and PhD-qualified teaching staff by discipline, 2016



### Total number of peer-reviewed publications by type, 2015/2016

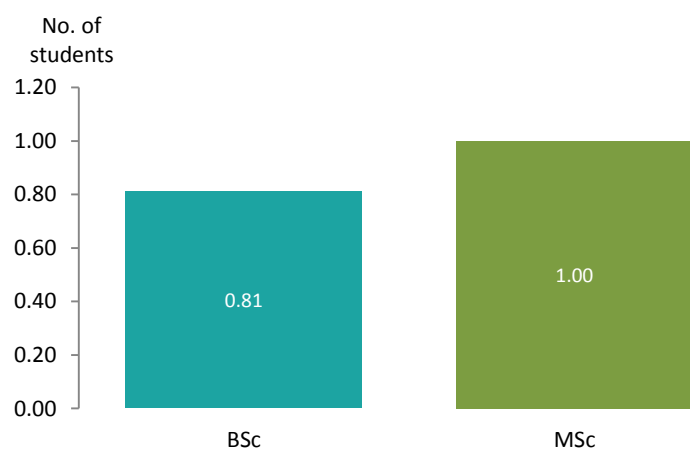


## Total number of enrolled and graduated students by degree, 2016



Notes: Data on enrolled students are for all class levels in 2016; data on graduating students are for 2015/16. The faculty does not offer PhD-degree level programs.

## Ratio of graduated to enrolled students by degree, 2016



Notes: Data indicate the ratio of graduated to enrolled students at each degree level. The faculty does not offer PhD-degree level programs.

## Share of enrolled and graduated students by gender, 2016

### Enrolled students



### Share of female students enrolled within each degree level



### Graduated students



### Share of female students graduated within each degree level



Note: The faculty does not offer PhD-degree level programs.

## Ratio of enrolled students to teaching staff by degree, 2016



Notes: Data indicate the ratio of MSc students to MSc- and PhD-qualified teaching staff, and total students to total teaching staff. The faculty does not offer PhD-degree level programs.

## BACKGROUND

Credible quantitative and qualitative information on existing capacities in agricultural higher education agencies in Africa are crucial for strategic planning, policy formulation, setting priorities and benchmarks, measuring progress toward benchmarks, and identifying capacity gaps. Decisionmakers require a solid understanding of existing staffing and student capacities in the higher education sector, as well as in the wider agricultural innovation systems in Africa south of the Sahara. Access to such information supports effective policymaking to address capacity issues in higher education, agricultural research, extension, and other areas. Such information remains extremely limited, however.

To fill this need, the International Food Policy Research Institute's Agricultural Science and Technology Indicators (ASTI/IFPRI) and the Regional Universities Forum for Capacity Building in Agriculture (RUFORUM) initiated a partnership to pilot the collection of this type of data for RUFORUM's member universities. This factsheet presents the available data results Ndejje University, Faculty of Environment and Agricultural Sciences. An online version of the data is available via the Portal on Agricultural Capacity in RUFORUM Universities: [www.asti.cgiar.org/RUFORUM](http://www.asti.cgiar.org/RUFORUM).

## ABOUT RUFORUM, ASTI, AND IFPRI

The **Regional Universities Forum for Capacity Building in Agriculture (RUFORUM)** is a network of 85 universities in 36 African countries whose mandate is to strengthen the quality and relevance of postgraduate training and research in African universities—especially in agriculture, science, technology, and innovation—through activities designed to improve the capacity of African universities and research centers to generate knowledge relevant to Africa's development challenges. **Agricultural Science and Technology Indicators (ASTI)** is a comprehensive and trusted source of information on agricultural R&D systems across the developing world. ASTI works through collaborative alliances with numerous national and regional R&D agencies and international institutions, and is led by the **International Food Policy Research Institute (IFPRI)**, which—as a CGIAR member—provides evidence-based policy solutions to sustainably end hunger.

RUFORUM and ASTI/IFPRI gratefully acknowledge participating RUFORUM member universities for their contributions to the data collection and preparation of this factsheet series. ASTI also acknowledges the Mastercard Foundation for its financial support of the development of the series. This factsheet has been prepared as an ASTI–RUFORUM output and has not been peer reviewed.

Copyright © 2018 Regional Universities Forum for Capacity Building in Agriculture and International Food Policy Research Institute. Sections of this document may be reproduced without the express permission of, but with acknowledgment to, RUFORUM and IFPRI. For permission to republish, contact [ifpri-copyright@cgiar.org](mailto:ifpri-copyright@cgiar.org).